


## [Pop-Up Blocker Setting for the library user service]

If you login to the user service with the pop-up blocker on, you may see the following message. Please add "wwwlib.jaist.ac.jp" in the allowed sites as below.

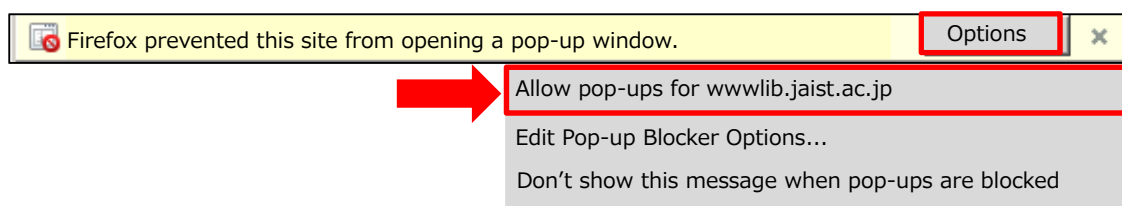
- Internet Explorer:

In the following message at the bottom of the screen, click the [Options for this site] button and then click "Always allow".



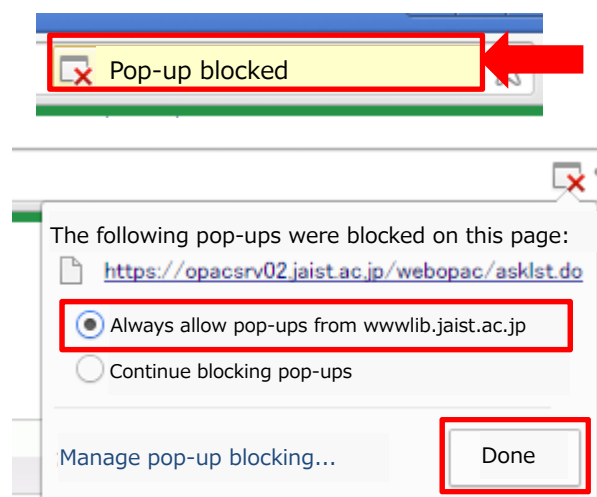
- Firefox:

In the following message at the top of the screen (under the address bar), click the [Options] button and then click "Allow pop-ups for wwwlib.jaist.ac.jp".



- Google Chrome:

In the following message at the top of the screen (the right of the address bar), click the [Pop-up blocked] and then select "Always allow pop-ups from wwwlib.jaist.ac.jp" and click [Done] button.



- Safari (Mac / Windows User):

Click “Safari” on the menu bar and uncheck “Block Pop-Up Windows”.



Please make sure that “Block Pop-Up Windows” is unchecked and use the user service.

- Safari (iPad / iPhone User):

Select “Settings” on the home screen and choose “Safari”.

And then select "Block Pop-ups" and change it to OFF,

