

# How to Use Parking Pass Card

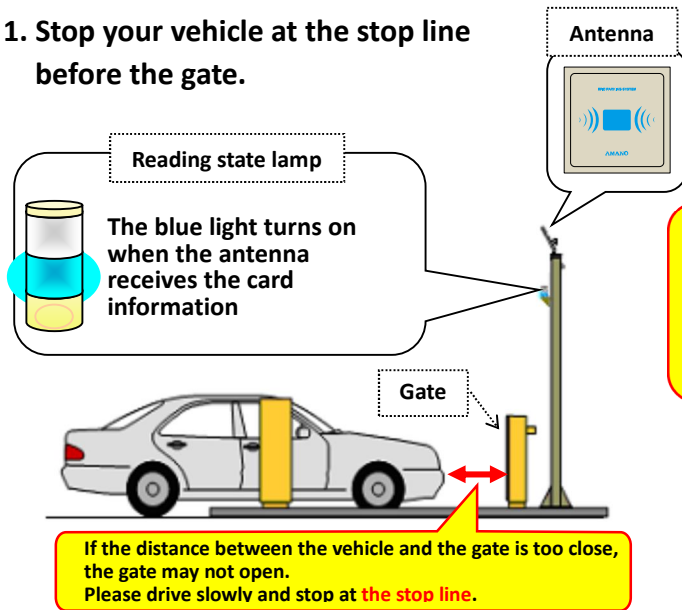
April, 2023

## ● How to Use Parking Pass Card

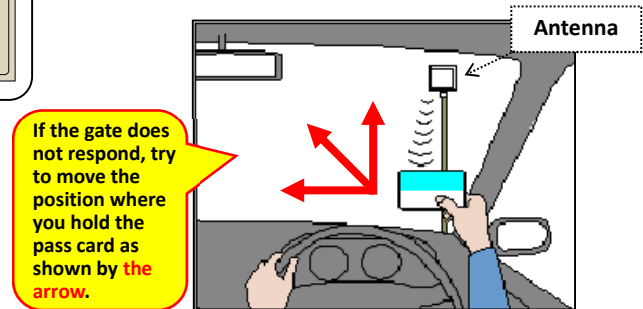
### <ENTER>

You can enter the parking lot by holding your pass card up to the antenna located at the entrance gate.

#### 1. Stop your vehicle at the stop line before the gate.



#### 2. Hold the back side of your pass card up to the antenna.

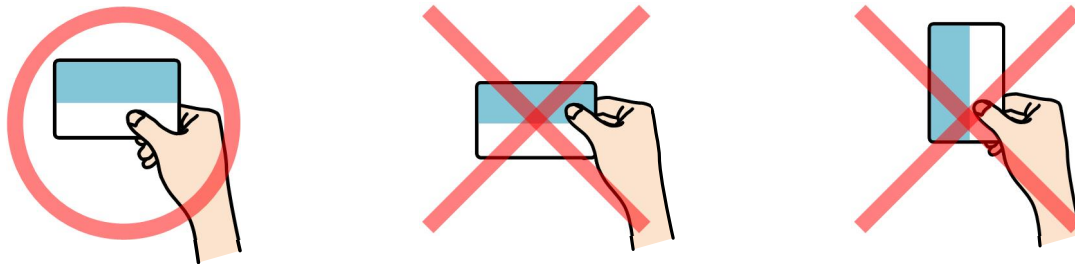


#### 3. The gate will open and you can enter.

### <LEAVE>

Stop in front of the gate temporarily. You do not need to hold the pass card at leaving.

## ● How to Hold Pass Card Up to Antenna



Hold the white part and do not hold the colored part.  
Direct the back side of your pass card to the antenna horizontally.

## ● When the Gate Will not Open

- Confirm whether you hold your pass card properly.
- Change the distance from the gate, or move the pass card longitudinally and laterally.
- If your vehicle height is high, move down your pass card.
- If the red reading state lamp is lighting, your card is expired or falsely registered.



## ● Precaution for Handling Pass Card

- Do not bend the pass card in order not to break the internal IC chip.
- Do not leave the pass card on heated places like a dashboard.

# Important Notes for Parking

April, 2023

## ● How to Display Parking Permit

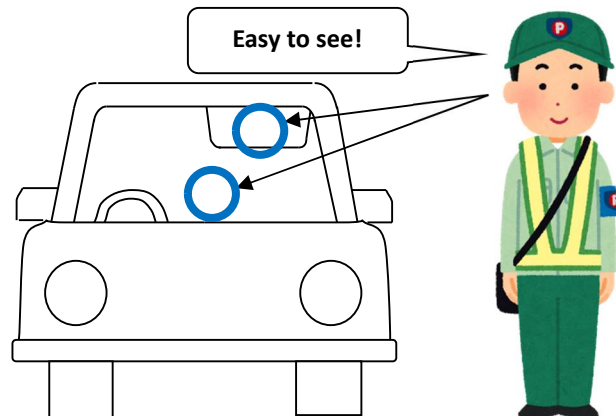
Put your parking permit on places where anyone can find and confirm from the outside of the vehicle.

### < GOOD >

- On a dashboard
- On a drooping sun visor

### < BAD >

- In a door pocket
- In an assistant driver's seat or rear sheets
- Under a tissue box or etc.

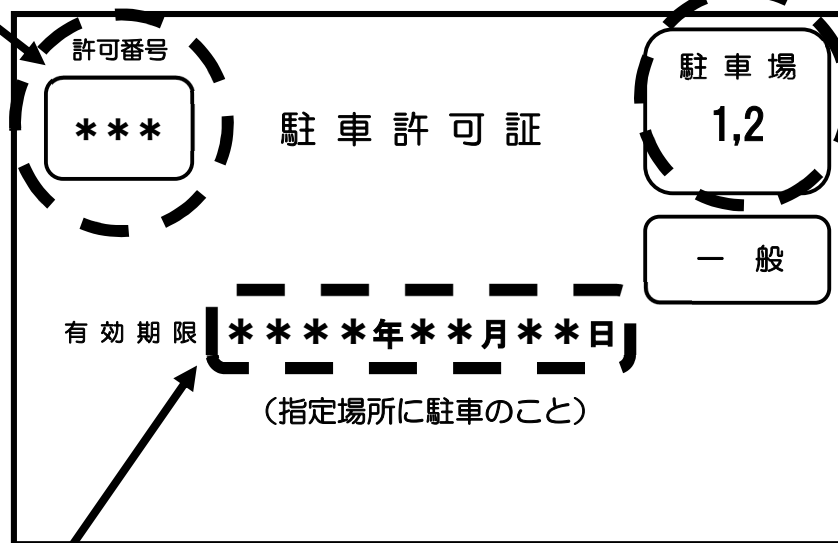


- \* If the permit cannot be seen, you will be charged with a parking violation.
- \* Under the ordinance, violator's vehicles will be towed away at owner's expense.

## ● Points of Parking Permit

Park the parking lot permitted to you definitely.  
We may cancel permission for the violator.

"Permit Number" is not related  
to numbers painted on parking spaces in the parking lots.  
You can park any space in the parking lot granted to you.



Take care of the validity of your permit.  
We accept the update procedures in JAIST Facility Management Department.

\* Other procedures of using vehicle change, lost the permit and the pass card, etc. are also accepted in JAIST Facility Management Department.